

HR915310A

Electrical Specification @25°C

RoHS Compliant (Pb Free)

Isolation: 2250VDC 0.5mA 60sec (UTP Side to Chip Side)

OCL: 350uH Minimum @100KHz 100mV with 8mADC

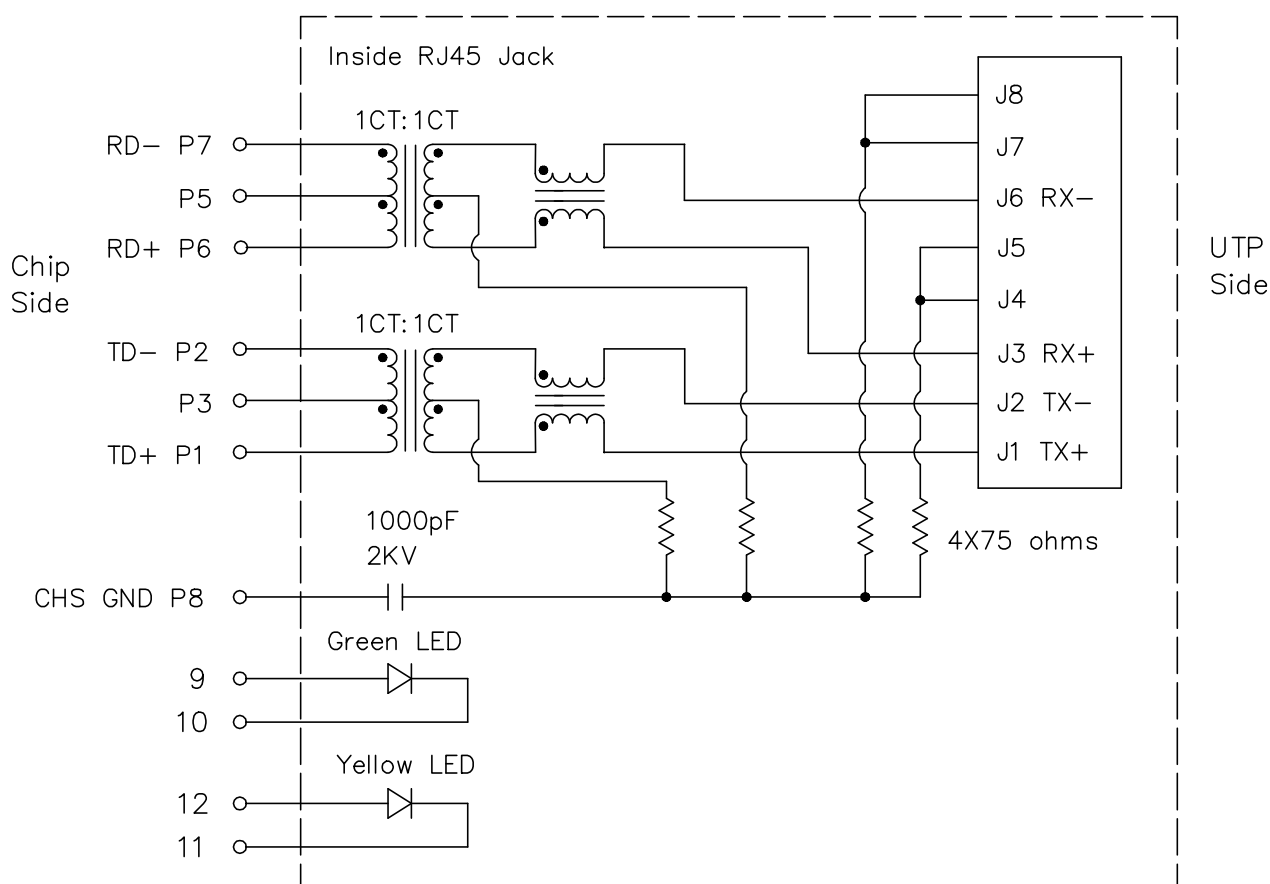
Insertion Loss: -1.0dB Maximum @1MHz ~ 100MHz

Return Loss: -18dB Minimum @1MHz ~ 30MHz / -13.5dB Minimum @30MHz ~ 60MHz
-12dB Minimum @60MHz ~ 80MHz / -10dB Minimum @80MHz ~ 100MHz

Common Mode Rejection: -30dB Minimum @1MHz ~ 100MHz

Crosstalk: -30dB Minimum @1MHz ~ 100MHz

Schematics



Notes: Connect CHS GND to PCB Ground

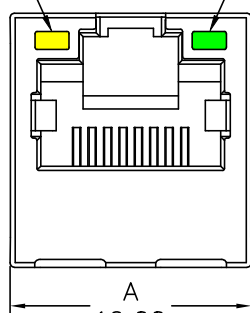
HR915310A

- RoHS Compliant (Pb Free)
- Designed for Network Interface Card Application
- Meets or Exceeds IEEE802.3 standards including 350uH Min OCL with 8mADC
- High performance for EMI suppression, Crosstalk, Return Loss and Consistent Electrical
- Minimum 2250VDC isolation per IEEE802.3 requirement
- Minimize PCB space and Simplify PCB Layout
- Less magnetic components to place on PCB, Higher reliability and yields
- UL Recognized Component: File # E330599

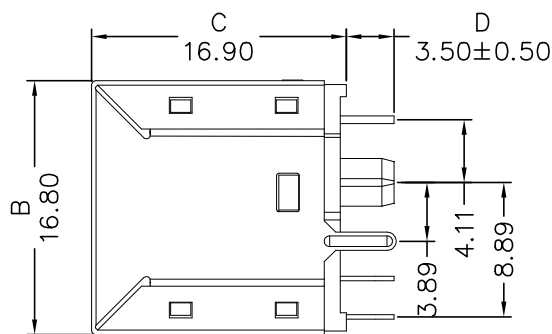
Mechanical Dimensions:

Yellow LED
Left LED

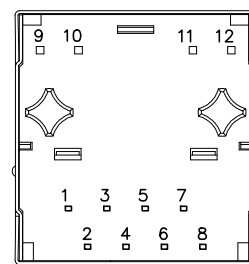
Green LED
Right LED



(Top View)



(Side View)



(Bottom View)



(Front View)

Standard LED	Wavelength	Forward V (Min/Max)	Forward A	Type
Green	568nm	1.8v/2.8v	20mA	squareness
Yellow	585nm	1.8v/2.8v	20mA	squareness

Dimensions in mm

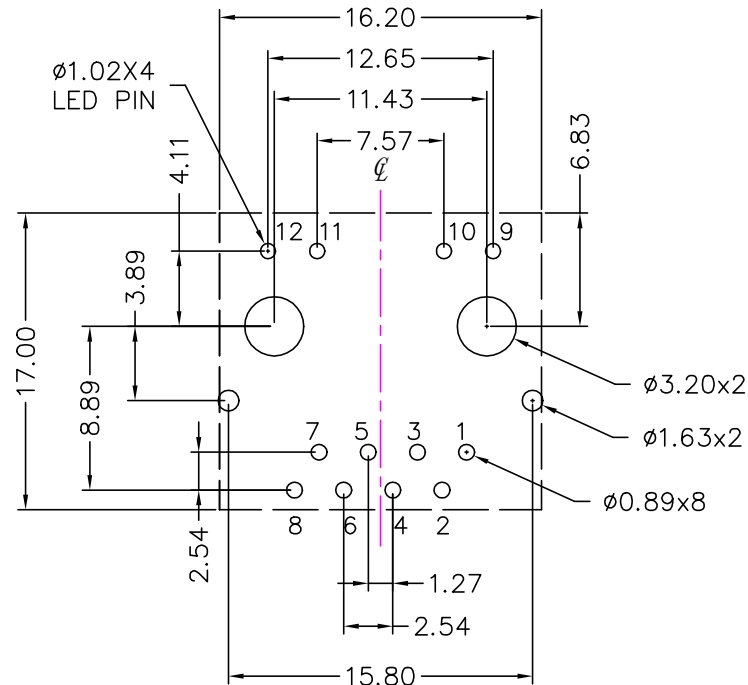
Unless otherwise specified, Tolerance: .xx ±0.25

REV.: 01

2 of 4

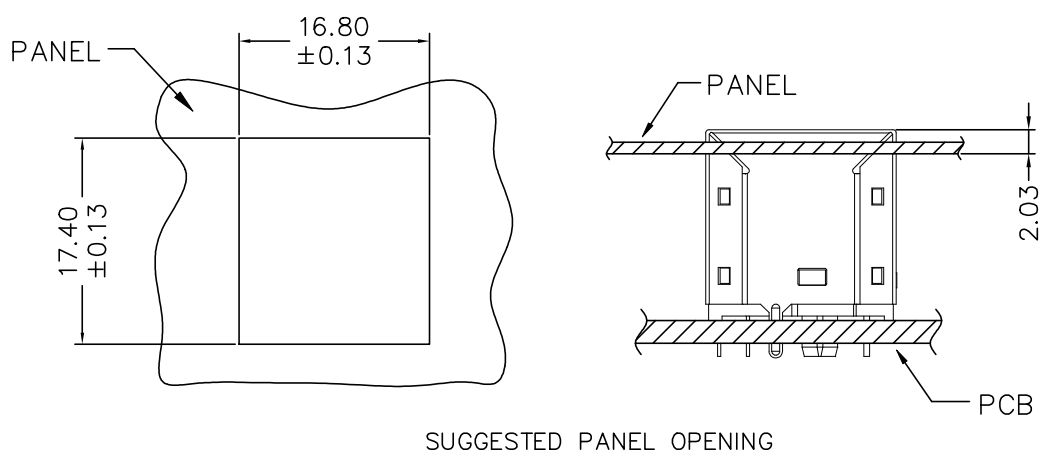
HR915310A

Mechanical Dimensions:



Recommended PCB layout (Component Side View)
All dimension tolerance are ± 0.08 unless otherwise specified

Suggested Panel Cutout:



Dimensions in mm

Unless otherwise specified, Tolerance: .xx ± 0.25

REV.: 01

3 of 4

HR915310A

Material Specification:

Housing: PA66 GF Black UL94V-0
Shield: 30u" Nickel over 0.20mm Thickness Brass
Insert: PA66 GF Black UL94V-0
Phosphor Bronze 0.30mm Thickness
Plating Area, 30u" gold over 50u" nickel
Solder Area, 100u" tin over 50u" nickel
Contact pin: PA66 GF Black UL94V-0
Phosphor Bronze; 100u" Tinning

Mechanical Performance:

Contact resistance: 30 mohm Maximum
Mating force: 5 lbs Maximum
Unmating force: 5 lbs Maximum
Operating life: 750 Cycles Minimum

Operating and Storage Temperature:

Operating Temperature Range: 0°C ~ +70°C
Storage Temperature Range: -40°C ~ +85°C