

## HR913230CE

### Electrical Specification @25°C

RoHS Compliant (PB Free)

Isolation: 2250VDC 0.5mA 60sec (UTP Side to Chip Side)

OCL: 180uH Minimum @100KHz 100mV with 8mADC

Insertion Loss: -1.0dB Maximum @300KHz ~ 100MHz / -1.25 Maximum @100MHz ~ 250MHz

Return Loss: -20dB Minimum @1MHz ~ 40MHz / -18dB Minimum @40MHz ~ 60MHz

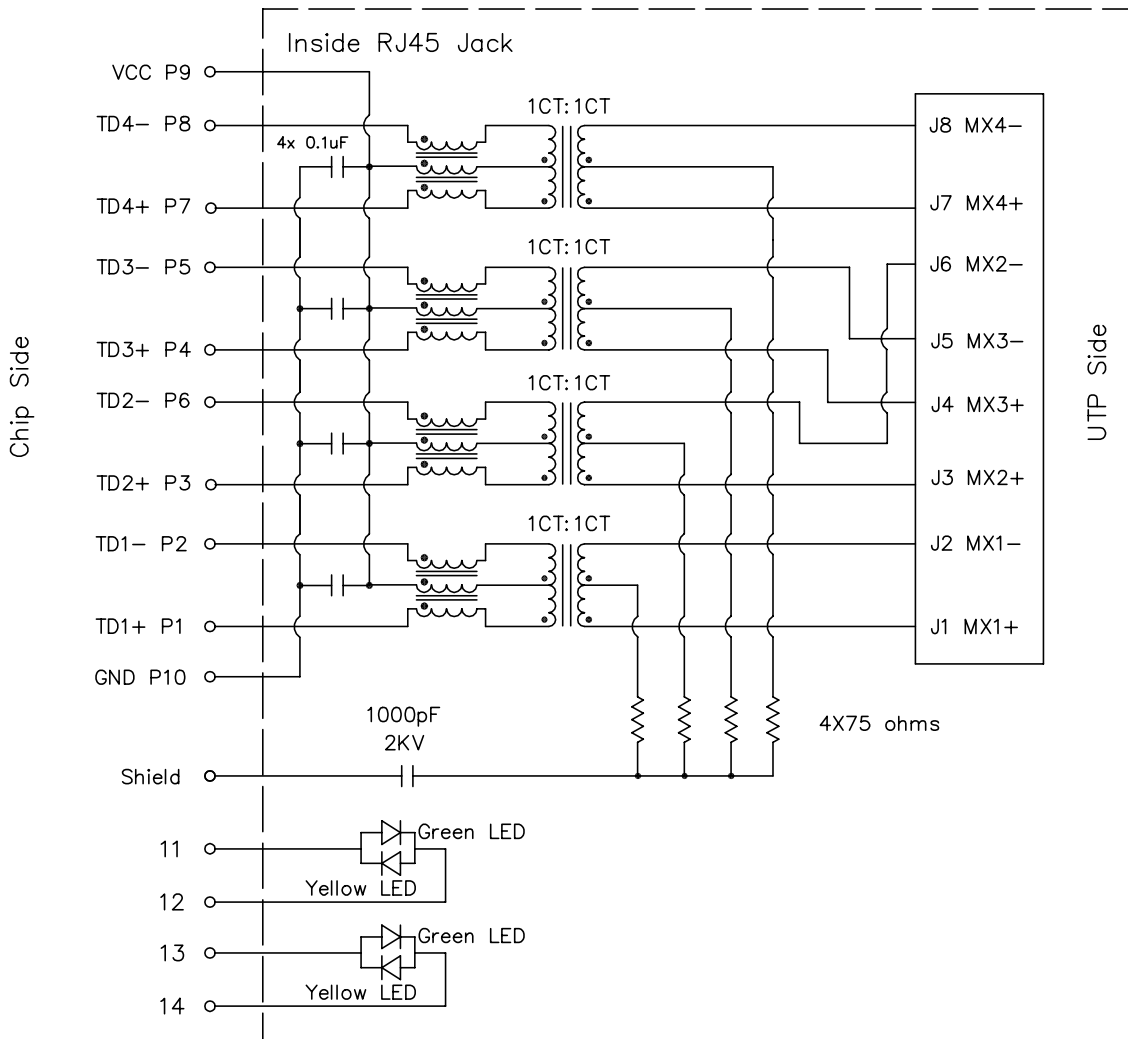
-16dB Minimum @60MHz ~ 80MHz / -14dB Minimum @80MHz ~ 100MHz

-12dB Minimum @100MHz ~ 150MHz / -9dB Minimum @150MHz ~ 250MHz

Common to Differential Mode Rejection : -30dB Minimum 1MHz ~ 250MHz

Crosstalk: -30dB Minimum 1MHz ~ 100MHz / -24dB Minimum 100MHz ~ 250MHz

### Schematics



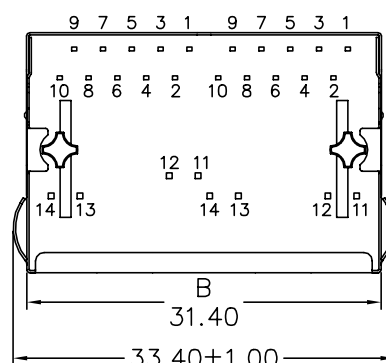
## HR913230CE

- RoHS Compliant (PB Free)
- Meets or Exceeds IEEE802.3bz standards
- High performance for EMI suppression, Crosstalk, Return Loss and Consistent Electrical
- Minimum 2250VDC isolation per IEEE802.3 requirement
- Minimize PCB space and Simplify PCB Layout
- Less magnetic components to be placed on PCB, higher reliability and yields
- UL Recognized Component: File # E330599

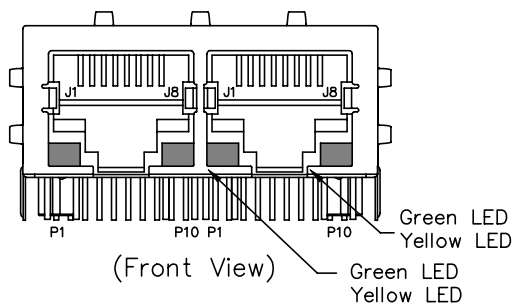
### Mechanical Dimensions:



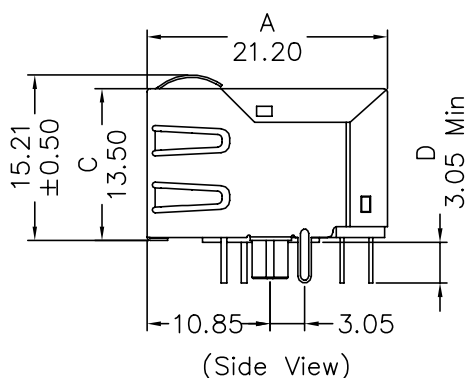
(Top View)



(Bottom View)



(Front View)



(Side View)

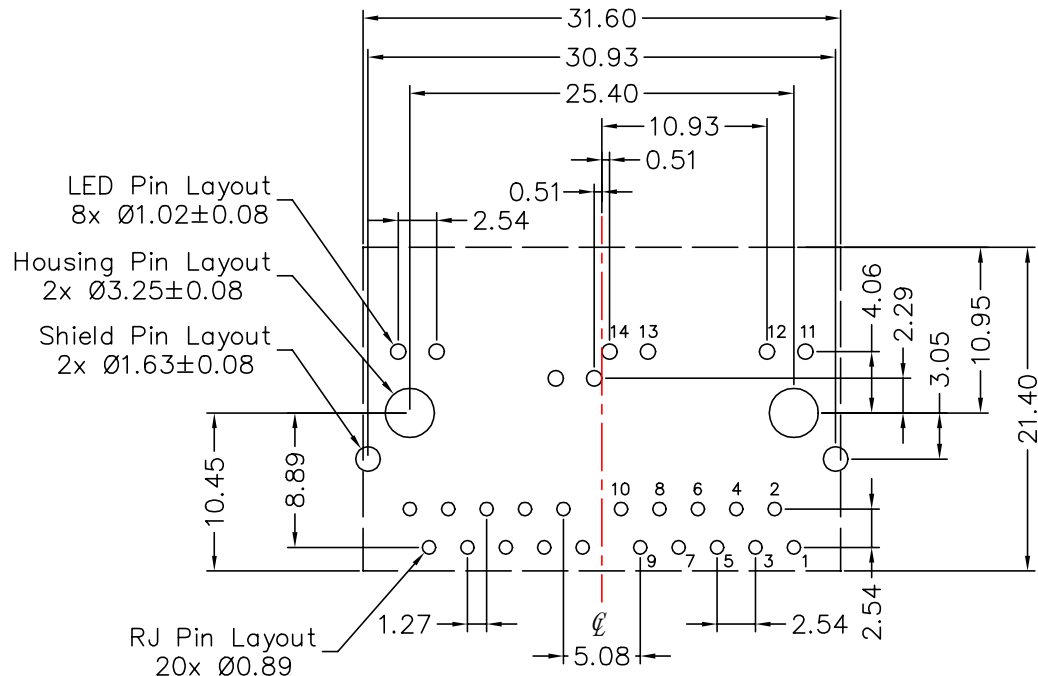
Standard LED	Wavelength	Forward V (Min/Max)	Forward A	Type
Green/Yellow	568nm/585nm	1.8V/2.8V	20mA	squareness

Dimensions in mm

Unless otherwise specified, Tolerance: .xx ±0.25

## HR913230CE

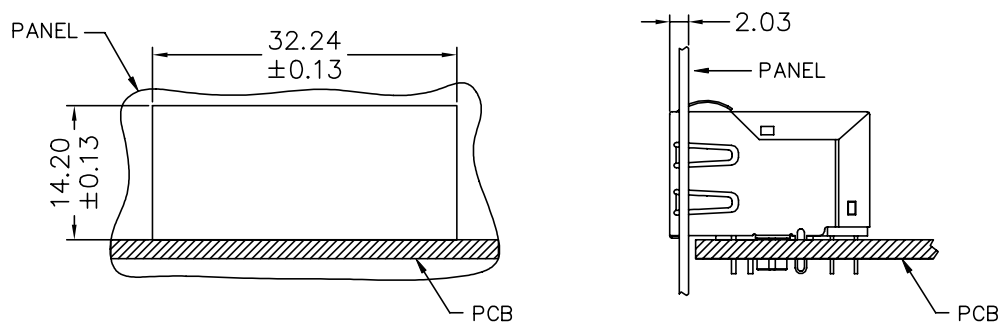
### PCB Layout



Recommended PCB layout (Component Side View)

All dimension tolerance are  $\pm 0.08$  unless otherwise specified

### Suggested Panel Cutout:



SUGGESTED PANEL OPENING

Dimensions in mm

Unless otherwise specified, Tolerance: .xx  $\pm 0.25$

## HR913230CE

### Material Specification:

Housing: PA66 GF Black UL94V-0  
Shield: 30u" Nickel over 0.20mm Thickness Brass  
Insert: PA66 GF Black UL94V-0  
Phosphor Bronze 0.35mm Thickness  
Plating Area, 30u" gold over 50u" nickel  
Solder Area, 100u" tin over 50u" nickel

### Mechanical Performance:

Mating force: 5 lbs Maximum  
Unmating force: 5 lbs Maximum  
Operating life: 750 Cycles Minimum

### Operating and Storage Temperature:

Operating Temperature Range: -40°C ~ +85°C  
Storage Temperature Range: -40°C ~ +85°C