

1x1 Port Tab-UP RJ45 Connector
with Integrated Magnetics and LED
for 2.5G/5G Base-T Applications



HR973340C

Electrical Specification @25°C

RoHS Compliant (PB Free)

Isolation: 2250VDC 0.5mA 60sec (UTP Side to Chip Side)

OCL: 180uH Minimum @100KHz 100mV with 8mADC

Insertion Loss: -1.0dB Maximum @300KHz ~ 100MHz / -1.25 Maximum @100MHz ~ 250MHz

Return Loss: -20dB Minimum @1MHz ~ 40MHz / -18dB Minimum @40MHz ~ 60MHz

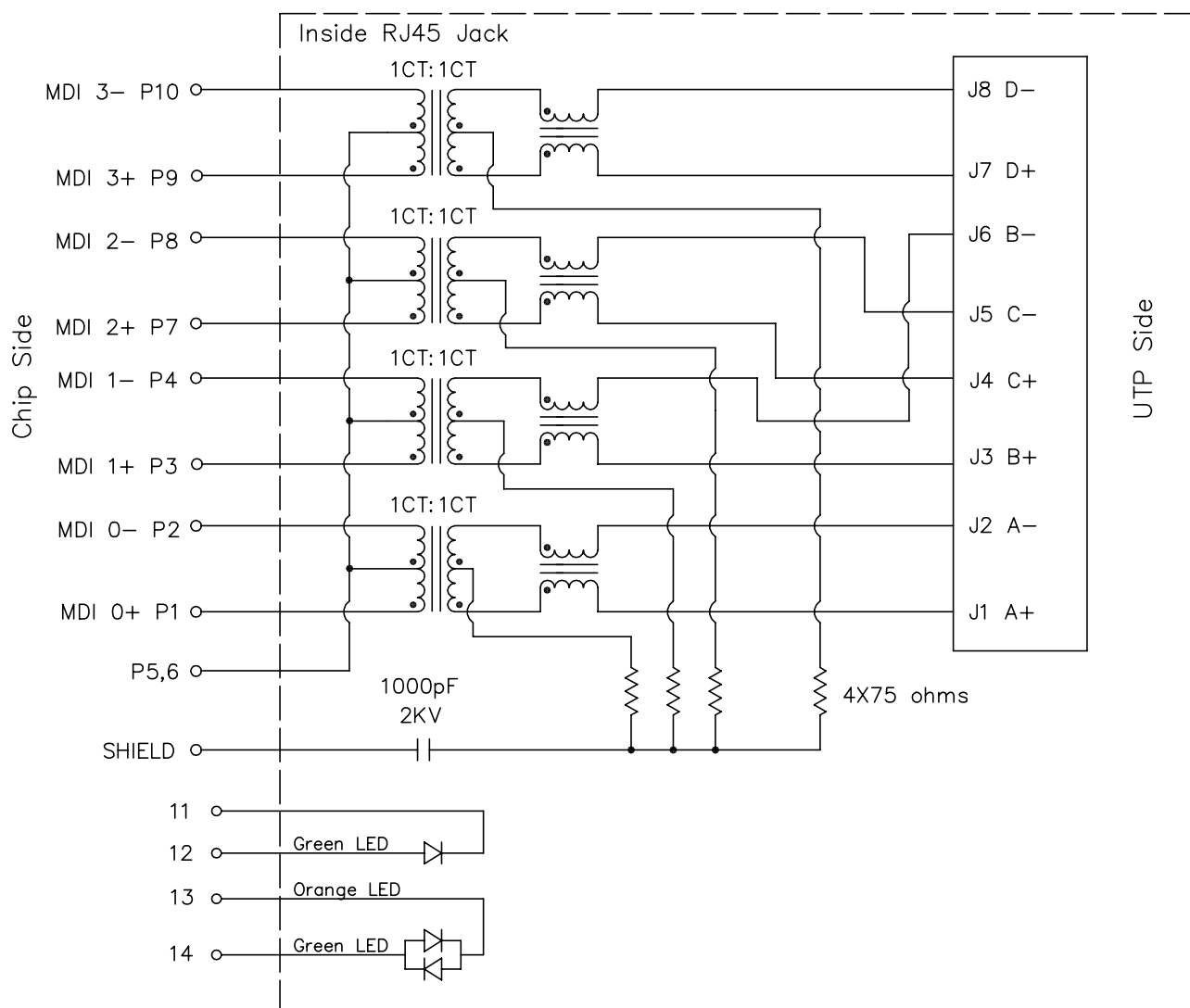
-16dB Minimum @60MHz ~ 80MHz / -14dB Minimum @80MHz ~ 100MHz

-12dB Minimum @100MHz ~ 150MHz / -9dB Minimum @150MHz ~ 250MHz

Common to Differential Mode Rejection: -30dB Minimum 1MHz ~ 250MHz

Crosstalk: -30dB Minimum 1MHz ~ 100MHz / -25dB Minimum 100MHz ~ 250MHz

Schematics



REV.: 00

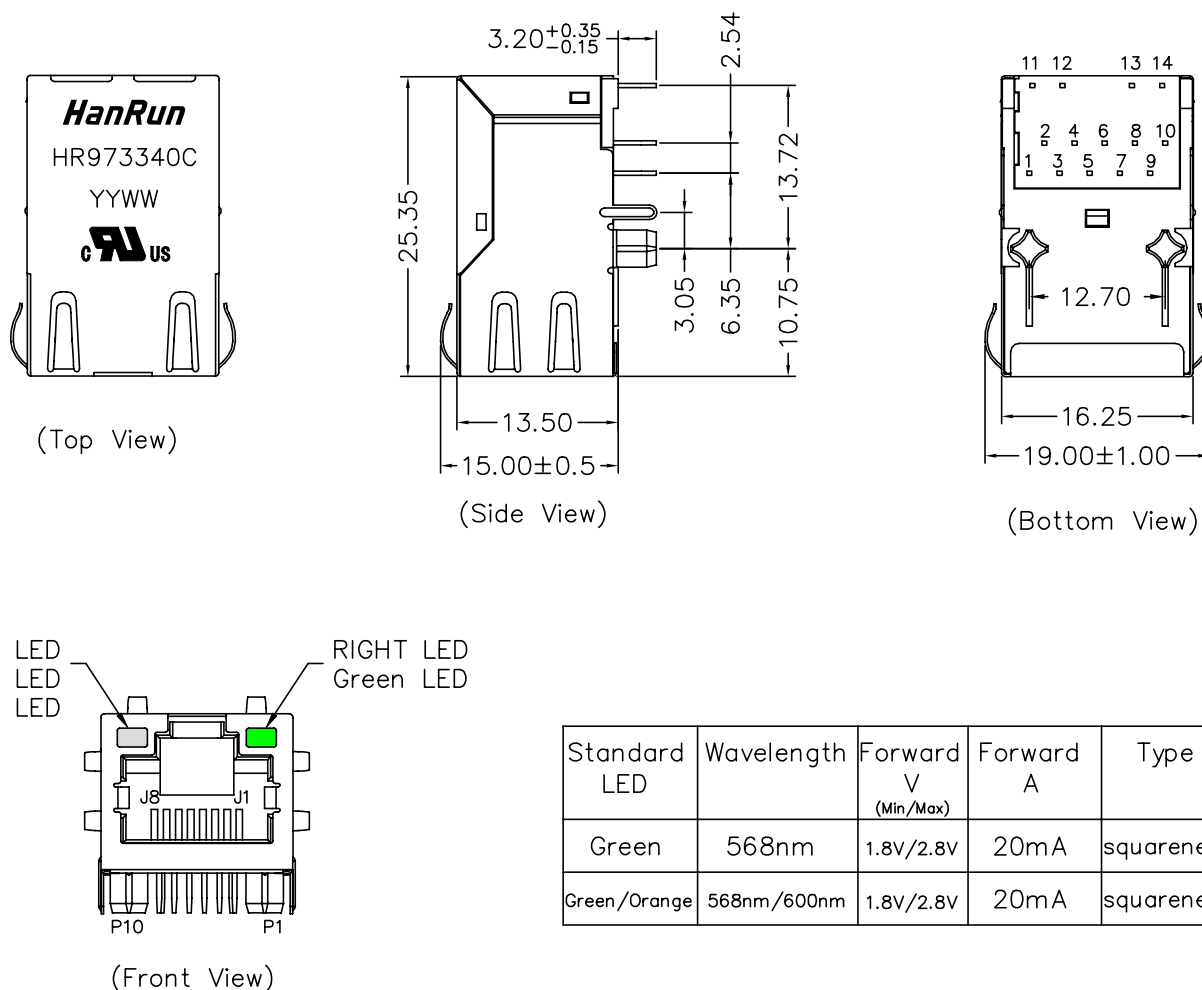
1 of 4

Address: No.16, Industrial Road Central, Industrial Zone, Xiaolan Town,
Zhongshan City, Guangdong Province, China
Tel: (0760)86103511 86103508 Fax: (0760)86103686 Post code: 528416
E-Mail: sales@hanrun.com http://www.hanrun.com

HR973340C

- RoHS Compliant (Pb Free)
- Designed for Network Interface Card Application
- Meets or Exceeds IEEE802.3bz standards
- High performance for EMI suppression, Crosstalk, Return Loss and Consistent Electrical
- Minimum 2250VDC isolation per IEEE802.3 requirement
- Minimize PCB space and Simplify PCB Layout
- Less magnetic components to place on PCB, Higher reliability and yields
- UL Recognized Component: File # E330599

Mechanical Dimensions:



Dimensions in mm

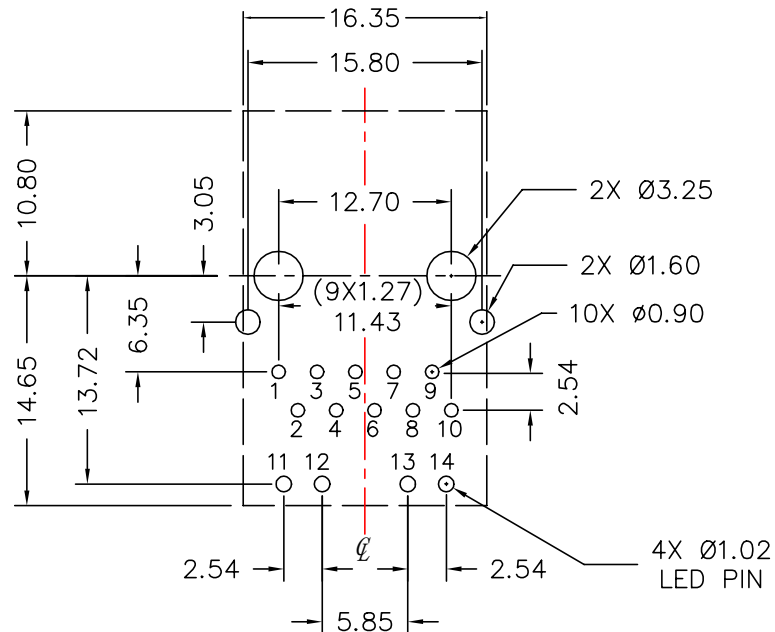
Unless otherwise specified, Tolerance: .xx ±0.25

REV.: 00

2 of 4

HR973340C

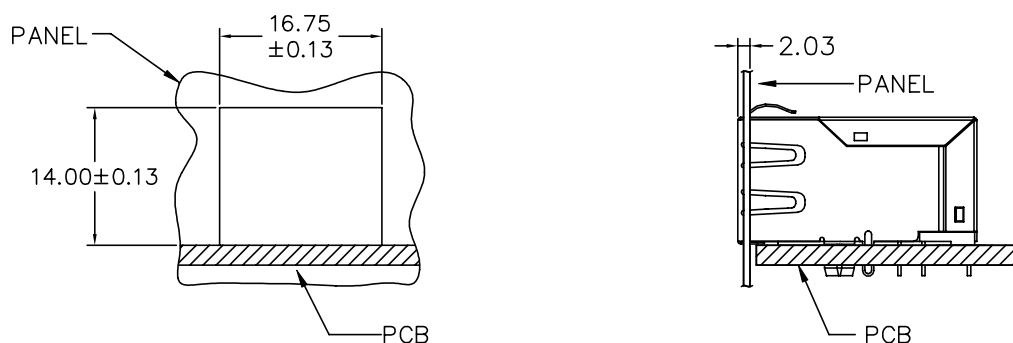
PCB Layout:



Recommended PCB layout (Component Side View)

All dimension tolerance are ± 0.08 unless otherwise specified

Suggested Panel Cutout:



SUGGESTED PANEL OPENING

Dimensions in mm

Unless otherwise specified, Tolerance: .xx ± 0.25

REV.: 00

3 of 4

HR973340C

Material Specification:

Housing: PA66 Black UL94V-0
Shield: 30u" Nickel over 0.20mm Thickness Brass
Insert: PA66 Black UL94V-0
Phosphor Bronze 0.35mm Thickness
Plating Area, 30u" gold over 50u" nickel
Solder Area, 100u" tin over 50u" nickel

Mechanical Performance:

Mating force: 5 lbs Maximum
Unmating force: 5 lbs Maximum
Plug to Jack Retention force: 12 lbs Minimum
Operating life: 750 Cycles Minimum

Operating and Storage Temperature:

Operating Temperature Range: 0°C ~ +70°C
Storage Temperature Range: -40°C ~ +85°C